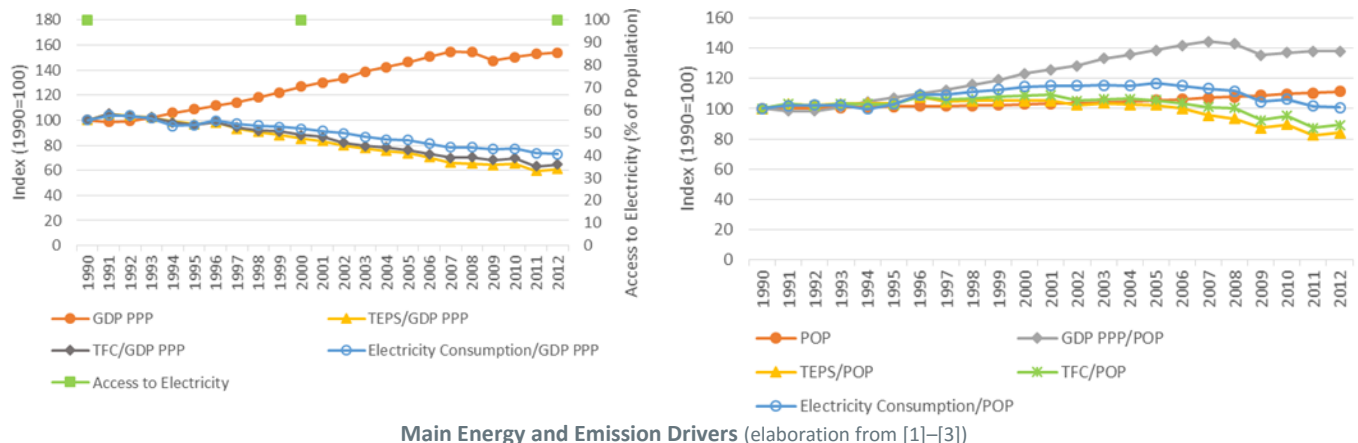
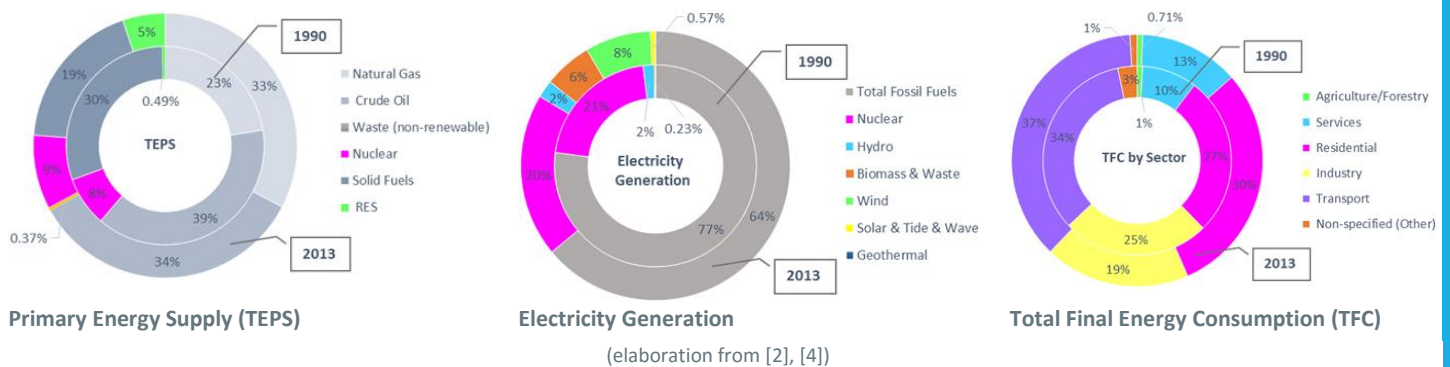


KEY METRICS: Economy Wide Indicators



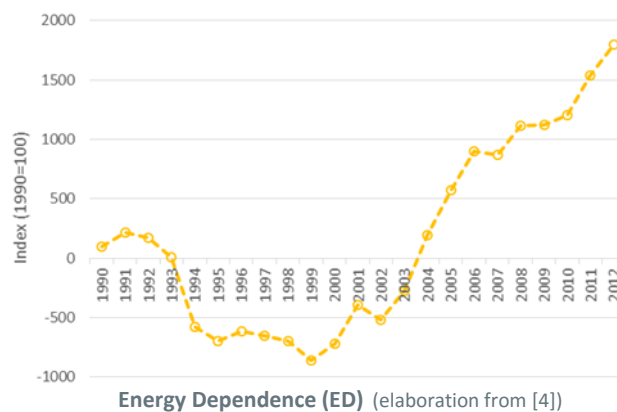
Main Energy and Emission Drivers (elaboration from [1]–[3])

KEY METRICS: Energy System Dynamics

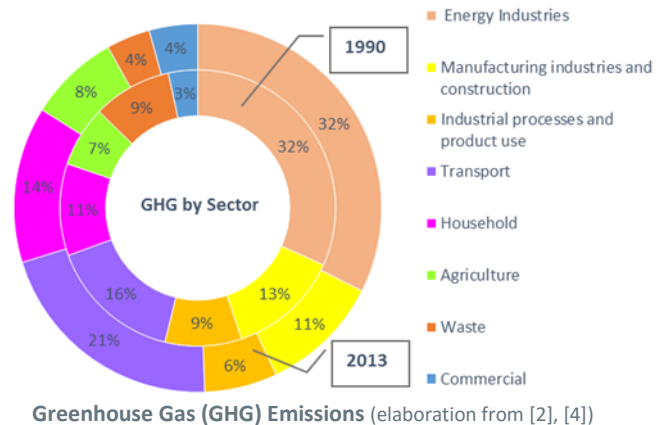
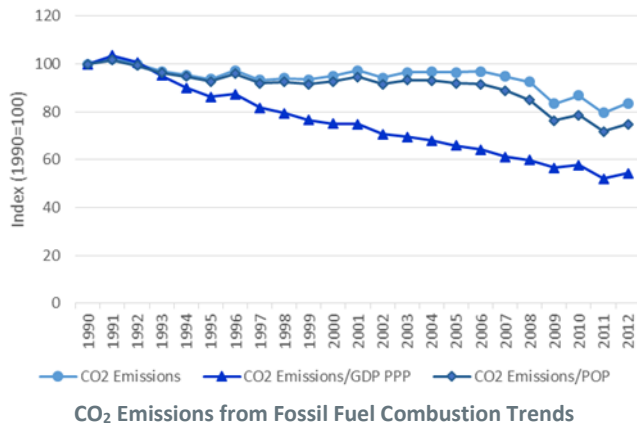


(elaboration from [2], [4])

KEY METRICS: Energy System Indicators



KEY METRICS: Energy – Related Carbon Emissions



Energy and Climate Change Policy Scope

- Traditionally, energy production has been associated to non-renewable energy sources. However, The increase in the contribution of renewable energy sources (RES), improvement of energy efficiency and reduction of greenhouse gas (GHG) emissions, are some of the measures, United Kingdom has undertaken in the context of the European Union (EU) energy-climate scope [5].
- As a party to the United Nations Framework Convention on Climate Change (UNFCCC) and to the Kyoto Protocol [6], United Kingdom's climate change commitments have a binding nature.
- Within EU context, UK has committed to EU ETS reduction targets of 21%, between 2005 and 2008. Also, beyond 2020, for non-ETS sectors, UK will have to limit emissions by 16% from 2005 level (EIA, 2012). Additionally UK has committed to an 18% energy savings comparatively to 2007 BAU scenario and a 15% increase in RES in final energy consumption by 2020 [7].
- UK has also established an ambitious set of national targets, for beyond 2020 period, through 2008 Climate Change Act. This framework, sets long-term (2050) GHG emissions reduction target by at least 80% in 2050 from 1990 targets [6]. The accomplishment of this reduction is to be ensured through a system of "carbon budgets" over a five-year timeframe [6].
- UK has also established an ambitious set of national targets, for beyond 2020 period, through 2008 Climate Change Act. This framework, sets long-term (2050) GHG emissions reduction target by at least 80% in 2050 from 1990 targets [6]. The accomplishment of this reduction is to be ensured through a system of "carbon budgets" over a five-year timeframe [6].

References

- [1] U.S. Energy Information Administration, "International Energy Statistics," 2016. [Online]. Available: <http://www.eia.gov/cfapps/ipdbproject/IEDIndex3.cfm>.
- [2] International Energy Agency (IEA), "IEA CO2 Emissions from Fuel Combustion, OECD/IEA, Paris, 2015.," 2015. [Online]. Available: http://wds.iea.org/wds/pdf/Worldco2_Documentation.pdf.
- [3] World Bank, "World Development Indicators (WDI) Tables," 2015. [Online]. Available: www.worldbank.org/tables.
- [4] E. Union, "Eurostat- Statistics Explained," 2016. [Online]. Available: http://ec.europa.eu/eurostat/statistics-explained/index.php/Main_Page. [Accessed: 01-Jul-2016].
- [5] J. S. and T. T. Michal Nachmany, Sam Fankhauser, Jana Davidová, Nick Kingsmill, Tucker Landesman, Hitomi Roppongi, Philip Schleifer, Joana Setzer, Amelia Sharman, C. Stolle Singleton, "Climate Change Legislation in United Kingdom: The 2015 Global Climate Legislation Study- A Review of Climate Change Legislation in 99 Countries," 2015.
- [6] International Energy Agency (IEA), "Energy Policies of IEA Countries- United Kingdom 2012 Review," Paris, 2012.
- [7] Deloitte Councel, "European energy market reform Country profile : UK," Zurich, 2015.